



# LATE SHREE FAKIRBHAI PANSARE EDUCATION FOUNDATION'S LOKMANYA HOMOEOPATHIC MEDICAL COLLEGE

Near Elpro Company, Behind Prof. Ramkrishna More Auditorium, Chinchwad, Pune - 41103  
Ph.: (020) 27357552, Fax : (020) 27352503, E-mail : chincom@rediffmail.com  
P.T.R. No. : F/37677/PUNE  
Affiliated to Maharashtra University of Health Science, Nashik, Recognised by C.C.H., New

Outward No.: LSFPEF's-LHMC/

/20

Date:-

ANNEXURE - IV

## Homoeopathy Faculty

Academic Year 2023 - 2024

Academic Activities/Webinar/Workshop/CME/Activities in Last One Year.

Name of College/Institute : LSFPEF'S-LHMC Chinchwad Pune 33. College Code 142102

Dept.:- Surgery

Academic Planner/Advanced Teaching Plan

Time Table (Year wise)

Details from 1<sup>st</sup> January to 31<sup>st</sup> December

Sr. No.	Details	Total Number in Hours
1.	Lecture	254
2.	Symposium	01
3.	Practical/Clinics	195
4.	Inter-Departmental Seminars	50
5.	Seminar	50
6.	Case presentation	195
7.	Journal Club	50

No. of Webinars Arranged, Guest Lectures, Workshops & CME  
(Publish details on college website)

Sr. No.	Details of Webinars, Guest Lectures, Workshop & CME
1	GL > Dr.Amruta Ambekar [Ent Surgeon]- Ent Diseases with Surgical Approach.
2	GL > Dr.Ratnaparkhi [Disorders of Eyes] – Eye Surgeon.
3	Dr.Ratnaparkhi [Refractive Errors] – Eye Surgeon.
4	Dr.Amruta Ambekar - Advance techniques of otolaryngology.
5	Dr.Ghanekar – Root canal treatment & Surgical approach.
6	Dr.Nangre – Prevalence of work related low backache. – Ortho Surgeon
7	Dr.Nangre – Factors affecting musculoskeletal disorders. – Ortho Surgeon
8	Seminar on – Refractive errors of eye- its surgical & Homoeopathic management. Dt.- 24/02/2023
9	Management of Shock & First aid in burn on date 03/03/2023




Dr.Mrs.N.S.Joshi

PRINCIPAL


L.S.F.P.E.F.'s Lokmanya  
Homoeopathic Medical College  
Chinchwad Pune-411033

Signature of Principal with Seal


<b>SR. NO.</b>	<b>SURGERY- DEPARTMENTAL CHARTS</b>
<b>01.</b>	<b>INDICATIONS OF HOMOEOPATHY IN SURGERY-1</b>
<b>02</b>	<b>INDICATIONS OF HOMOEOPATHY IN SURGERY-2</b>
<b>03.</b>	<b>LIFE-SAVING PROCEDURES-1</b>
<b>04.</b>	<b>LIFE-SAVING PROCEDURES-2</b>
<b>05.</b>	<b>LIFE-SAVING PROCEDURES-3</b>
<b>06.</b>	<b>LIFE-SAVING PROCEDURES-4</b>
<b>07.</b>	<b>LIFE-SAVING PROCEDURES-5</b>
<b>08.</b>	<b>LIFE-SAVING PROCEDURES-6</b>
<b>09.</b>	<b>LIFE-SAVING PROCEDURES-7</b>
<b>10.</b>	<b>LIFE-SAVING PROCEDURES-8</b>
<b>11.</b>	<b>THE VERMIFORM APPENDIX</b>
<b>12.</b>	<b>INDICATION OF SURGERY FOR APPENDIX-1</b>
<b>13.</b>	<b>INDICATION OF SURGERY FOR APPENDIX-2</b>
<b>14.</b>	<b>SPECIMEN OF MUCOCOELE-PICTURE</b>
<b>15.</b>	<b>TRAUMATIC ULCER OVER SKIN/VARICOSE ULCER</b>
<b>16.</b>	<b>1ST AID IN FRACTURES</b>
<b>17.</b>	<b>1<sup>ST</sup> AID IN BURNS AND SCARS</b>
<b>18.</b>	<b>1<sup>ST</sup> AID IN BLEEDING-1</b>
<b>19.</b>	<b>1<sup>ST</sup> AID IN BLEEDING-2</b>
<b>20.</b>	<b>1<sup>ST</sup> AID IN SHOCK</b>
<b>21.</b>	<b>1<sup>ST</sup> AID IN HYPOTHERMIA</b>
<b>22.</b>	<b>1<sup>ST</sup> AID IN EYE INJURY</b>
<b>23.</b>	<b>R U IN YOUR 40'S (FEMALE) - MANAGEMENT CHART</b>
<b>24.</b>	<b>INTUSSUSCEPTION</b>
<b>25.</b>	<b>GEROTA'S NODES</b>



26.	CURVATURES CORRESPONDING TO HOUSTONS VALVES
27.	INDICATIONS OF SURGERY- PROLAPSE
28.	PAIN & STIFFNESS OF JOINTS
29.	THE HUMAN SPINE-DISORDERS
30.	DIET FOR PREVENTION OF RENAL CALCULI
31.	TOTALITY OF THE CASE WITH EXERCISE & DIET RESTRICTION
32.	PREDISPOSING FACTORS FOR VOLVULUS AND SIGMOID COLON
33.	HOW TO AVOID ORAL CANCER
34.	DENTAL DISEASES & HOMOEOPATHIC REMEDIES
35.	EYE DISEASES- HOW TO OVERCOME WITH HOMOEOPATHY
36.	DISORDERS OF THE EYE
37.	TOOTH
38.	ACNE
39.	AGES OF ERRUPTION OF TEETH
40.	DISORDERS OF THE TEETH & JAW
41.	HUMAN TONGUE
42.	SPASM & STRAINS
43.	UNDERSTANDING ULCERS
44.	THE SKELETAL SYSTEM
45.	URINARY CALCULUS
46.	CLASSIFICATION ACCORDING TO THE SEVERITY OF INJURY
47.	URINARY CALCULUS
48.	DISEASES & INFECTIONS OF THE URINARY TRACT



49.	DILATED SMALL BOWEL
50.	HAEMORRHAGE REMEDIES
51.	STRICTURE DUE TO TB
52.	CAPPILARY HAEMANGIOMA
53.	HOW DOES CALCULUS FORM?
54.	CHOLESTEROL STONES, MIXED STONES, PIGMENT STONES
55.	INFILTRATING DUCTAL CARCINOMA
56.	DISEASES OF THE URINARY TRACT
57.	THE EAR
58.	KNEE INJURIES
59.	THE HUMAN SKILL
60.	EAR, NOSE & THROAT
61.	THE DIGESTIVE SYSTEM
62.	GASTROESPPHAGEAL DISORDERS & DIGESTIVE ANATOMY



SR NO.	SURGICAL INSTRUMENTS
01.	TENOTOMY KNIFE
02.	LANE'S TISSUE FORCEP
03.	DOYEN'S TOWEL CLIPS
04.	PAYR'S INTESTINAL CRUSHING CLAMP
05.	ROUX'S SHAPED RETRACTOR
06.	BUCKHAUS TOWEL CLIP
07.	NEEDLE HOLDER
08.	BOWMAN'S DISSECTION NEEDLE
09.	DEAVER'S RETRACTOR
10.	BARD PARKER HANDLE
11.	SPONGE HOLDING FORCEPS
12.	HERNIA BISTOURY
13.	DOYEN'S RETRACTOR
14.	PROCTOSCOPE
15.	LISTERS SCISSORS
16.	GALL BLADDER SCOOP
17.	VON GRACFES CATARACT KNIFE
18.	TONSILLAR HAEMOSTAT
19.	TOOTHED FORCEPS
20.	BALFOUR'S SELF RETAINING RETRACTOR
21.	MULTIPERFORATED SUCTION TIP
22.	PLAIN/ NON-TOOTHED FORCEPS
23.	CATS PAW RETRACTOR
24.	SUCTION TIP
25.	SUPERIOR RECTUS FORCEPS



### DEPARTMENT OF SURGERY

1	Total number of Charts	66
2	No. of Equipment's for identification	25
3	Total Number of Specimens	50
4	Additional Items	X Rays

