



LATE SHREE FAKIRBHAI PANSARE EDUCATION FOUNDATION'S LOKMANYA HOMOEOPATHIC MEDICAL COLLEGE

Near Elpro Company, Behind Prof. Ramkrishna More Auditorium, Chinchwad, Pune - 411033.
Ph.: (020) 27357552, 27352503, E-mail : chincom@rediffmail.com, Website : www.lmfhc.com
P.T.R. No. : F/37677/PUNE
Affiliated to Maharashtra University of Health Science, Nashik, Recognised by N.C.H., New Delhi.

ANNEXURE - IV

Maharashtra University of Health Sciences, Nashik Homoeopathy Faculty

Academic Year 2024 - 2025

Academic Activities/Webinar/Workshop/CME/Activities in Last One Year.

Name of College/Institute : LSFPEF's LHMC, Chinchwad, Pune-411033

College Code: 142102

Dept:- Surgery

Academic Planner/Advanced Teaching Plan Time Table (Year wise)

Details from 1st January to 31st December

| Sr. No. | Details | Total Number in Hours |
|---------|-----------------------------|------------------------------------|
| 1. | Lecture | 280 |
| 2. | Symposium | - |
| 3. | Practical/Clinics | 250 |
| 4. | Inter-Departmental Seminars | Sub. Obgy, Anatomy, Organon 12 hrs |
| 5. | Seminar | 15 Hours |
| 6. | Case presentation | 15 Hours |
| 7. | Journal Club | - |


No. of Webinars Arranged, Guest Lectures,
Workshops & CME(Publish details on college
website)

| Sr. No. | Details of Webinars, Guest Lectures, Workshop & CME |
|---------|---|
| 1 | Guest lecture on diseases of eye – Dr. Dhanashree Ratnaparkhi on 13.07.2023 |
| 2 | Diseases of oral cavity – Dr. Ghanekar on 29.04.2023 |
| 3 | Workshop on Anorectal diseases & Homoeopathy at Ayush Expo NCH – 06.10.2023 |
| 4 | Guest Lecture – Importance of case taking in Surgery by Dr. Sayyed (MS-Surgeon) |
| 5 | Dr. Shrikant Talari – Art & Skill of case taking on 07.09.2023 |
| | |
| | |




Dr. Mrs. N. S. Joshi
PRINCIPAL
LSFPEF's Lokmanya
Homoeopathic Medical College
Chinchwad, Pune - 411 033.


| | |
|-----|---|
| 26. | CURVATURES CORROSPONDING TO HOUSTONS VALVES |
| 27. | INDICATIONS OF SURGERY- PROLAPSE |
| 28. | PAIN & STIFFNESS OF JOINTS |
| 29. | THE HUMAN SPINE-DISORDERS |
| 30. | DIET FOR PREVENTION OF RENAL CALCULI |
| 31. | TOTALITY OF THE CASE WITH EXERCISE & DIET RESTRICTION |
| 32. | PREDISPOSING FACTORS FOR VOLVULUS AND SIGMOID COLON |
| 33. | HOW TO AVOID ORAL CANCER |
| 34. | DENTAL DISEASES & HOMOEOPATHIC REMEDIES |
| 35. | EYE DISEASES- HOW TO OVERCOME WITH HOMOEOPATHY |
| 36. | DISORDERS OF THE EYE |
| 37. | TOOTH |
| 38. | ACNE |
| 39. | AGES OF ERRUPTION OF TEETH |
| 40. | DISORDERS OF THE TEETH & JAW |
| 41. | HUMAN TONGUE |
| 42. | SPASM & STRAINS |
| 43. | UNDERSTANDING ULCERS |
| 44. | THE SKELETAL SYSTEM |
| 45. | URINARY CALCULUS |
| 46. | CLASSIFICATION ACCORDING TO THE SEVERITY OF INJURY |
| 47. | URINARY CALCULUS |
| 48. | DISEASES & INFECTIONS OF THE URINARY TRACT |



| | |
|-----|--|
| 49. | DILATED SMALL BOWEL |
| 50. | HAEMORRHAGE REMEDIES |
| 51. | STRICTURE DUE TO TB |
| 52. | CAPPILARY HAEMANGIOMA |
| 53. | HOW DOES CALCULUS FORM? |
| 54. | CHOLESTEROL STONES, MIXED STONES, PIGMENT STONES |
| 55. | INFILTRATING DUCTAL CARCINOMA |
| 56. | DISEASES OF THE URINARY TRACT |
| 57. | THE EAR |
| 58. | KNEE INJURIES |
| 59. | THE HUMAN SKILL |
| 60. | EAR, NOSE & THROAT |
| 61. | THE DIGESTIVE SYSTEM |
| 62. | GASTROESPPHAGEAL DISORDERS & DIGESTIVE ANATOMY |



| SR NO. | SURGICAL INSTRUMENTS |
|---------------|------------------------------------|
| 01. | TENOTOMY KNIFE |
| 02. | LANE'S TISSUE FORCEP |
| 03. | DOYEN'S TOWEL CLIPS |
| 04. | PAYR'S INTESTINAL CRUSHING CLAMP |
| 05. | ROUX'S SHAPED RETRACTOR |
| 06. | BUCKHAUS TOWEL CLIP |
| 07. | NEEDLE HOLDER |
| 08. | BOWMAN'S DISSECTION NEEDLE |
| 09. | DEAVER'S RETRACTOR |
| 10. | BARD PARKER HANDLE |
| 11. | SPONGE HOLDING FORCEPS |
| 12. | HERNIA BISTOURY |
| 13. | DOYEN'S RETRACTOR |
| 14. | PROCTOSCOPE |
| 15. | LISTER'S SCISSORS |
| 16. | GALL BLADDER SCOOP |
| 17. | VON GRACFES CATARACT KNIFE |
| 18. | TONSILLAR HAEMOSTAT |
| 19. | TOOTHED FORCEPS |
| 20. | BALFOUR'S SELF RETAINING RETRACTOR |
| 21. | MULTIPERFORATED SUCTION TIP |
| 22. | PLAIN/ NON-TOOTHED FORCEPS |
| 23. | CATS PAW RETRACTOR |
| 24. | SUCTION TIP |
| 25. | SUPERIOR RECTUS FORCEPS |



DEPARTMENT OF SURGERY

| | | |
|---|---------------------------------------|--------|
| 1 | Total number of Charts | 66 |
| 2 | No. of Equipment's for identification | 25 |
| 3 | Total Number of Specimens | 50 |
| 4 | Additional Items | X Rays |

